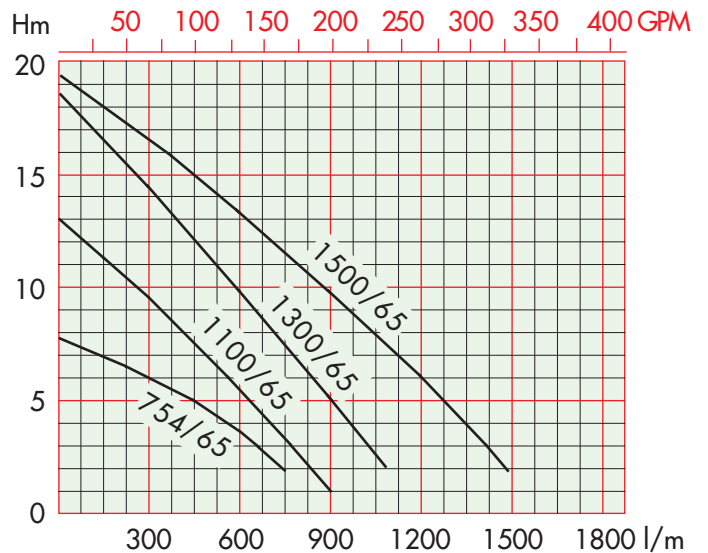
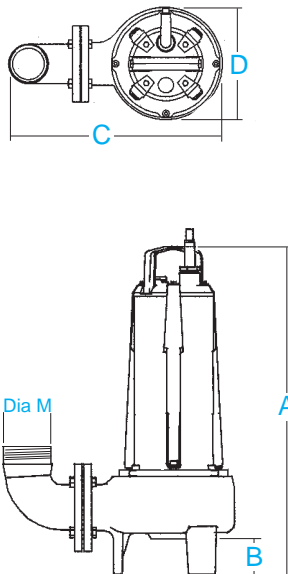
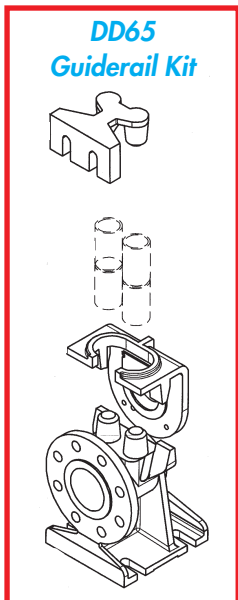


# SEMISOM SERIES 65 SEWAGE PUMPS

## Heavy duty models for 65mm solids handling



A range of heavy duty pumps designed for dirty water and sewage applications, combining excellent solids handling characteristics with long service life. All models are available in 400/3/50 with an additional 230/1/50 version of the 754 model. The 754 model features a low r.p.m. 4-pole motor which is particularly suited to abrasive media applications. Motor cylinder, tie rods, handle, bolts and motor shaft: Stainless steel  
Lid, volute, impeller, elbow, guiderail kit: Cast iron  
Silicon Carbide/Ceramic mechanical seal  
Supplied with 10m HO7RN-F cable as standard



TECHNICAL DATA									
MODEL	M=1~ T=3~	NOM.		DIMENSIONS mm					WEIGHT Kg
		kW	Amp	A	B	C	D	Dia M	
754/65	M	1.2	7.7	569	65	417	222	3"	42.0
754/65	T	1.2	3.3	569	65	417	222	3"	42.0
1100/65	T	2.2	6.0	584	65	417	222	3"	43.0
1300/65	T	3.4	8.1	609	65	417	222	3"	45.0
1500/65	T	3.4	9.0	609	65	417	222	3"	47.0

© Descriptions, technical data and features contained in this leaflet are not binding. We reserve the right to make any necessary modifications without prior notice.