

SPRING

**Built-in float switch
ideal for tight spaces!**



Motor and features

Electric motor with thermal protection and capacitor.
Insulation class B
Electrical cable 10 meters with schuko plug.
Output: Gas 1½"
With outlet fitting: G1¼" - G1"
Protection degree IP68
Power supply in single-phase 230V-50Hz
Excellent motor cooling even in partially submerged conditions.

Applications

Drainage electric pump for clear and dirty water in domestic use.
Designed to drain small wells. Supplied with outlet fitting and built-in clapet valve.

Built-in float switch

The height of float switch can be adjusted according to the customers use.

SPRING 130

Operating conditions

Lowest pump suction level 5mm
Max. working temperature 35°C
Max. submersible depth 7mt
Max. grain size 5 mm
Max. pump rate 7800 l/h
Max. head 6 mt

SPRING XT 230

Operating conditions

Lowest pump suction level 45mm
Max. working temperature 35°C
Max. submersible depth 7mt
Max. grain size 35 mm
Max. pump rate 15500 l/h
Max. head 8 mt



SPRING 190 INOX

Operating conditions

Lowest pump suction level 23 mm
Max. working temperature 35°C
Max. submersible depth 7mt
Max. grain size 5mm
Max. pump rate 11400/h
Max. head 8,5 mt

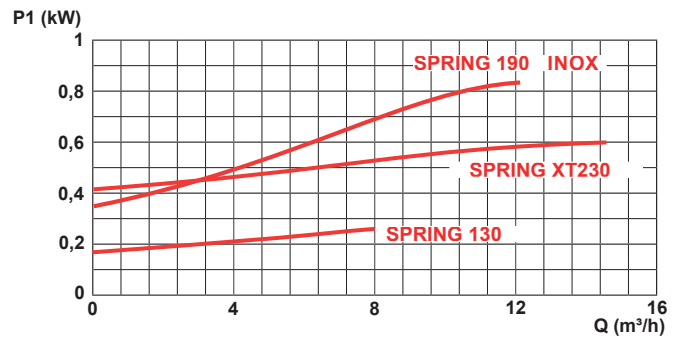
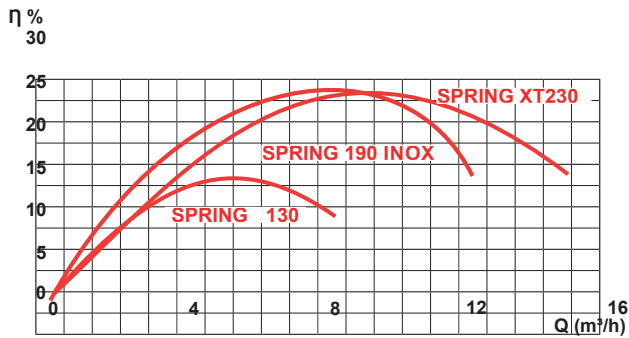
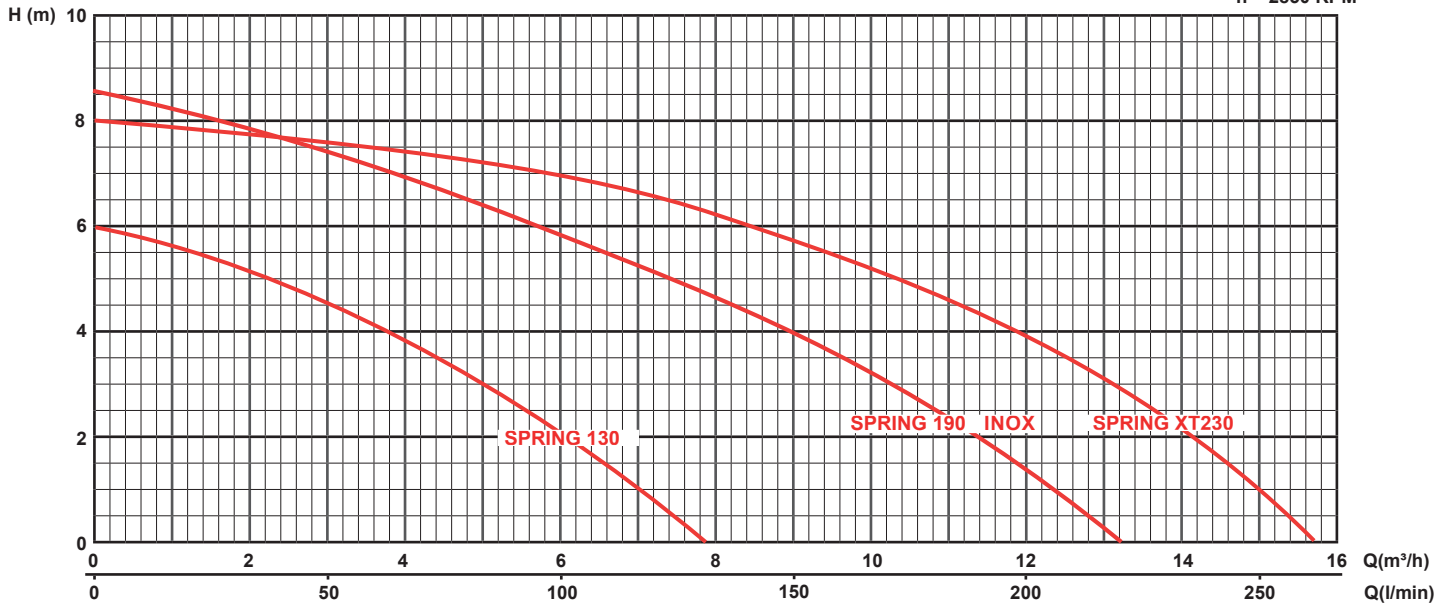
Motor and features

Electric motor with thermal protection and capacitor.
Insulation class B
Electrical cable 10 meters with schuko plug.
Outlet: Gas G1 ¼"
With outlet fitting: G1 ¼" - G1"
Protection degree IP68
Power supply in single phase 230V-50Hz
Excellent motor cooling even in partially submerged conditions.

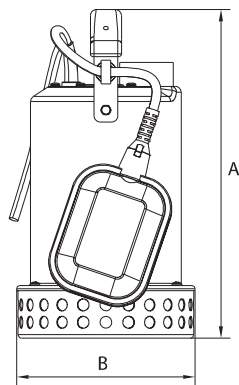
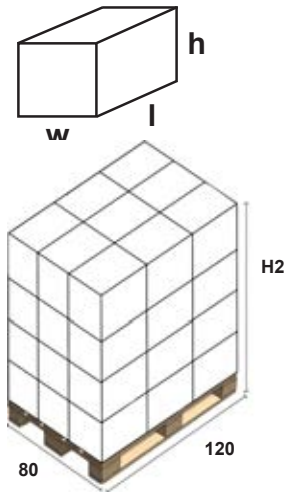
Applications

Drainage electric pump for clear water in domestic use.
designed to drain small wells. Supplied without fittings.

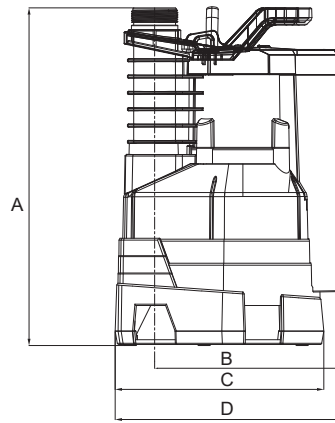
Model	Rated power		I Max. [A]		Q = Capacity						
	Hp	kW P2	Single-phase 230V	Three-phase 400V	l/min	0	50	100	150	200	250
					m³/h	0	3	6	9	12	15
SPRING 130	0,36	0,25	1,16	/	Total head in meters w.c.						
SPRING XT 230	1	0,75	2,52	/	H (m)	6	4,5	2			
SPRING 190 INOX	1	0,75	2,35	/		8,5	7,2	5,3	3	o	
						8	7,7	7	5,8	3,9	1



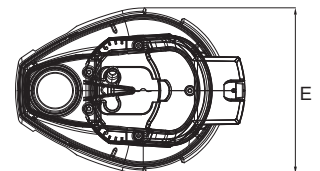
PACKING DIMENSIONS



SPRING 190 INOX



SPRING 130



SPRING XT230

PUMPS'S MODEL	Pumps's Dimensions mm					Packing Dimensions cm			Weight	Quantity per pallet	
	A	B	C	D	E	w	l	h	kg	H2	n°
SPRING 130	321	196	215,1	236,7	172,1	18	24	37	4,5	124	60
SPRING XT 230	351	196	215,1	236,7	172,1	18	24	37	5,6	124	60
SPRING 190 INOX	296	150	150			17	17	32	5,5	111	60